

DEVELOPMENT CONTROL PERFORMANCE STATISTICS

**BEST VALUE INDICATOR BV109 -  
DETERMINING PLANNING APPLICATIONS**

**December 2007 Performance**

In December 2007 there were 189 planning applications determined, with performance in each category as follows -

100% of major applications were determined within 13 weeks (2 out of 2)

81% of minor applications were determined within 8 weeks (42 out of 52 cases)

87% of other applications were determined within 8 weeks (118 out of 135 cases)

For an explanation of the categories see Appendix I

**Year Performance – 2007/08**

In 2007/08 up to the end of December there were 1634 planning applications determined, with performance in each category as follows -

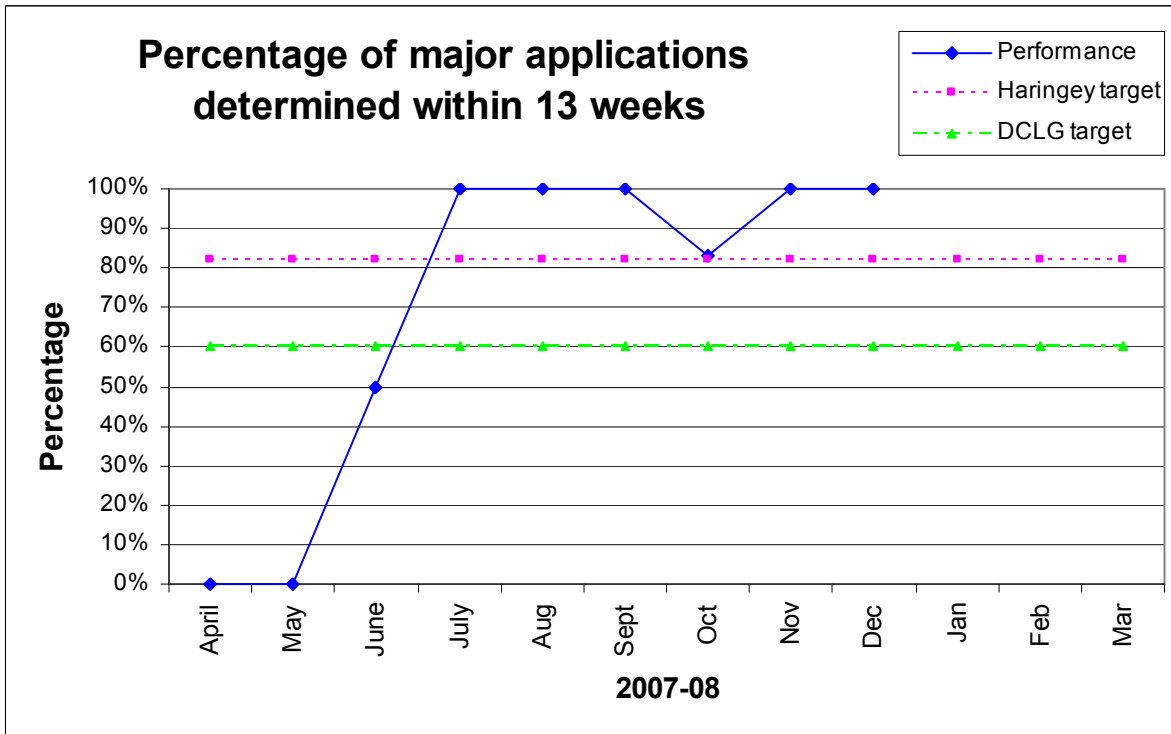
71% of major applications were determined within 13 weeks (12 out of 17 cases)

77% of minor applications were determined within 8 weeks (327 out of 426 cases)

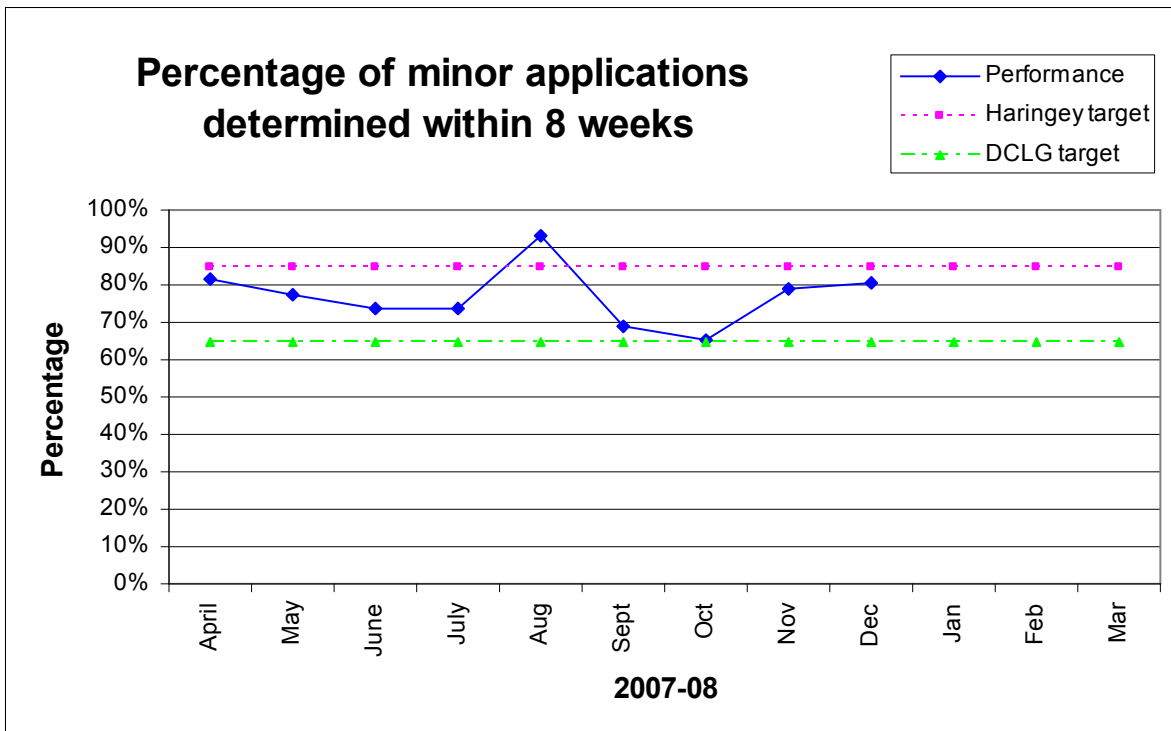
87% of other applications were determined within 8 weeks (1038 out of 1191 cases)

The monthly performance for each of the categories is shown in the following graphs:

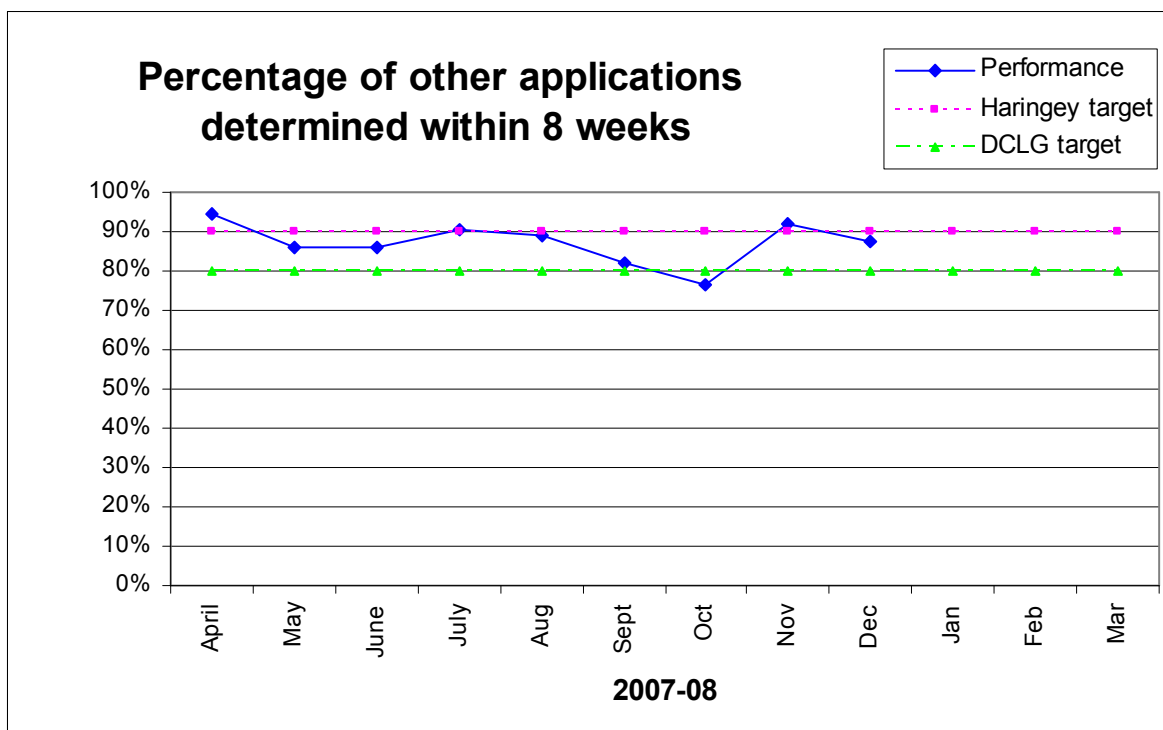
## Major Applications 2007/08



## Minor Applications 2007/08



## Other applications 2007/08



### Background/Targets

BV109 is one of the Department for Communities and Local Government (DCLG) Best Value indicators for 2007/08.

It sets the following targets for determining planning applications:

- a. 60% of major applications within 13 weeks
- b. 65% of minor applications within 8 weeks
- c. 80% of other applications within 8 weeks

Haringey has set its own challenging targets for 2007/08 in relation to BV109. These are set out in Planning Policy & Development (PPD) Business Plan 2007-10 and are to determine:

- a. 82% of major applications within 13 weeks
- b. 85% of minor applications within 8 weeks
- c. 90% of other applications within 8 weeks

## **Appendix I**

### **Explanation of categories**

The BV109 indicator covers planning applications included in the DCLG PS1/2 statutory return.

It *excludes* the following types of applications - TPO's, Telecommunications, Reserve Matters and Observations.

The definition for each of the category of applications is as follows:

Major applications -

For dwellings, where the number of dwellings to be constructed is 10 or more  
For all other uses, where the floorspace to be built is 1,000 sq.m. or more, or where the site area is 1 hectare or more.

Minor application -

Where the development does not meet the requirement for a major application nor the definitions of Change of Use or Householder Development.

Other applications -

All other applications, *excluding* TPO's, Telecommunications, Reserve Matters and Observations.

## DEVELOPMENT CONTROL PERFORMANCE STATISTICS

### GRANTED / REFUSAL RATES FOR DECISIONS

#### December 2007 Performance

In December 2007, excluding Certificate of Lawfulness applications, there were 164 applications determined of which:

71% were granted (116 out of 164)

29% were refused (48 out of 164)

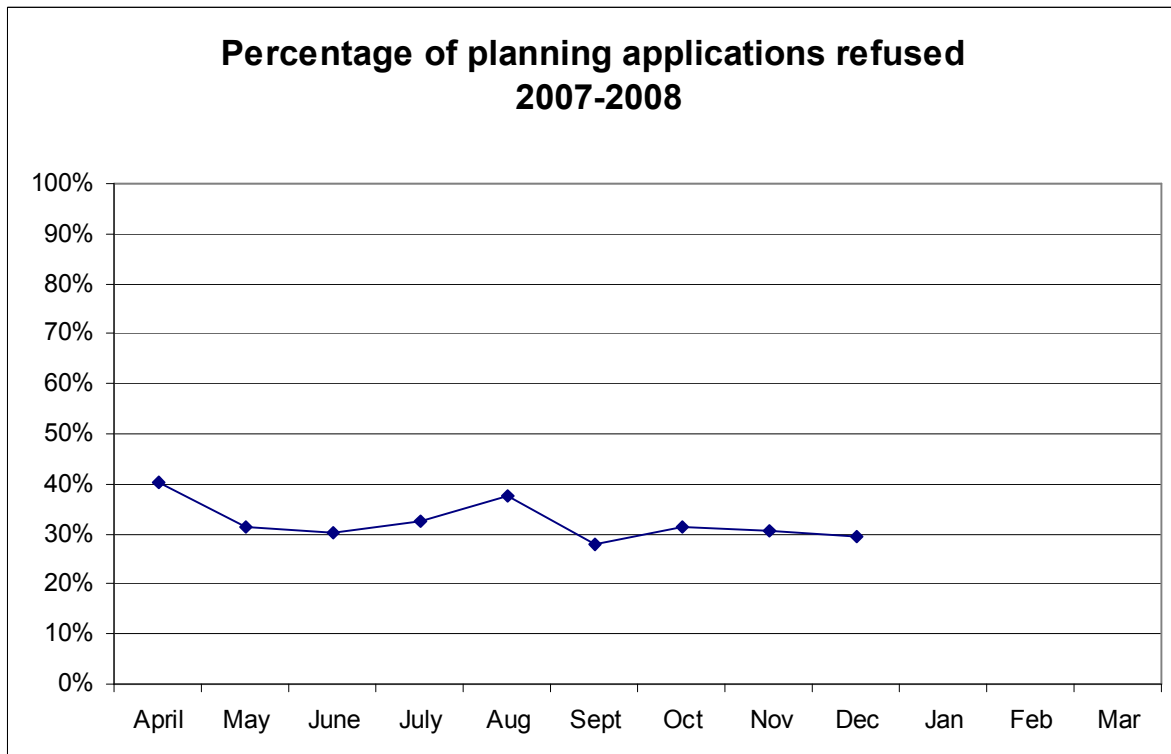
#### Year Performance – 2007/08

In 2007/08 up to the end of December excluding Certificate of Lawfulness applications, there were 1343 applications determined of which:

68% were granted (910 out of 1343)

32% were refused (433 out of 1343)

The monthly refusal rate is shown on the following graph:



## DEVELOPMENT CONTROL PERFORMANCE STATISTICS

### BEST VALUE INDICATOR BV204 - APPEALS AGAINST REFUSAL OF PLANNING PERMISSION

#### December 2007 Performance

In December 2007 there were 8 planning appeals determined against Haringey's decision to refuse planning permission, with performance being as follows -

12.5% of appeals allowed on refusals (1 out of 8 cases)

87.5% of appeals dismissed on refusals (7 out of 8 cases)

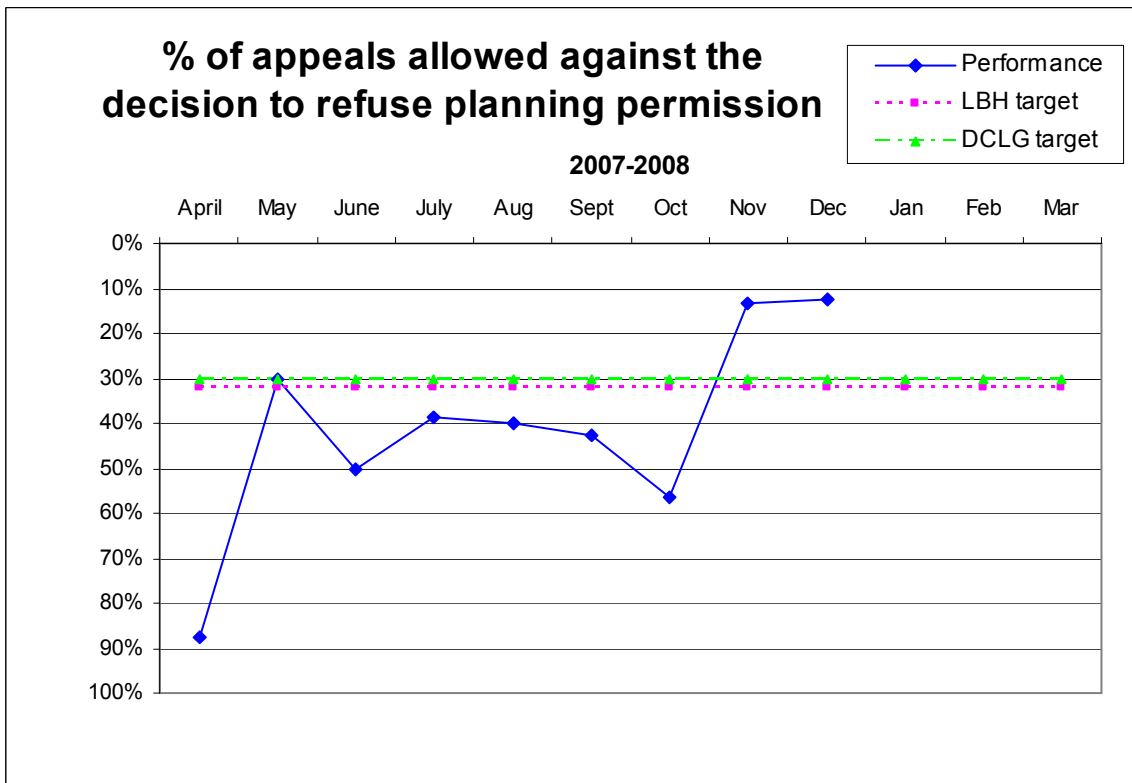
#### Year Performance – 2007/08

In 2007/08 up to the end of December there were 94 planning appeals determined against Haringey's decision to refuse planning permission, with performance being as follows -

40.4% of appeals allowed on refusals (38 out of 94 cases)

59.6% of appeals dismissed on refusals (56 out of 94 cases)

The monthly performance is shown in the following graph:



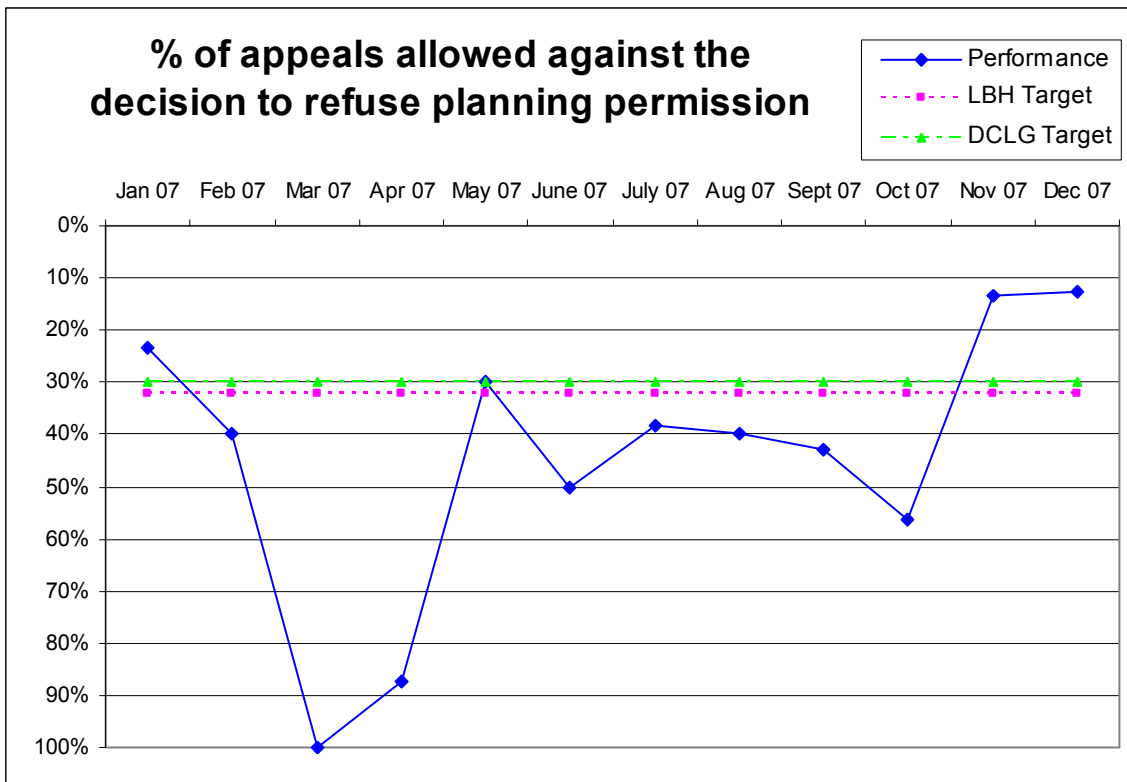
## Last 12 months performance – January 2007 to December 2007

In the 12 month period January 2007 to December 2007 there were 122 planning appeals determined against Haringey's decision to refuse planning permission, with performance being as follows -

38.5% of appeals allowed on refusals (47 out of 122 cases)

61.5% of appeals dismissed on refusals (75 out of 122 cases)

The monthly performance for this period is shown in the following graph:



## **Background/Targets**

BV204 is one of the Department of Communities and Local Government (DCLG) Best Value indicators for 2007/08.

It sets a target for the percentage of appeals allowed against the authority's decision to refuse planning permission.

The target set by DCLG for 2007/08 is 30%^

Haringey has set its own target for 2007/08 in relation to BV204. This is set out in PPD Business Plan 2007-10.

The target set by Haringey for 2007/08 is 32%

*(^ The lower the percentage of appeals allowed the better the performance)*